





Entering 7th Grade Summer Reading Options

(choose one from the yellow boxes. The purple are extra credit)

Book Title	Lexile Level	Themes	Synopsis
Matched By Ally Condie 	680	Fiction Dystopia Relationships Morals	Cassia has always trusted the Society to make the right choices for her. Until something strange happens at her matching ceremony. The Society tells her it's a glitch, and that she should focus on the happy life she's destined to lead. But Cassia can't stop thinking about the glitch and is forced to choose between the only life she's known and a path that no one else has dared to follow.
The Trials of Apollo By Rick Riordan 	830	Fiction Mythology Coming of Age Survival	After angering his father Zeus, the god Apollo is cast down from Olympus. Weak and disoriented, he lands in New York City as a regular teenage boy. Now, without his godly powers, the four-thousand-year-old deity must learn to survive in the modern world until he can somehow find a way to regain Zeus's favor. Apollo needs help, and he can think of only one place to go: Camp Half-Blood, an enclave of modern demigods.
Hatchet By Gary Paulsen 	1020	Fiction	On a trip to visit his father, 13-year-old Brian is the sole survivor of a plane crash in the Canadian wilderness. With only the clothes on his back and a hatchet he received as parting gift from his mother, Brian begins to shape a life for himself in the wild.
Claudette Colvin By Phillip Hoose 	1000	Non- Fiction Racism Justice	On March 2, 1955, 15-year-old Claudette Colvin refused to give up her bus seat to a white passenger. In her own words, Claudette gives a detailed look at segregated life in 1950s Memphis and the start of the civil rights movement.

7th Grade Summer Reading Assignment

**Assignment #1
REQUIRED**

DUE DATE

9/4/18

Chapter Summaries

Chapter Summaries or Journal Entries & Drawing

*Part 1) **After each chapter**, summarize what happened. Write your summary in at least 5-6 complete sentences.*

OR

*2) **After each chapter**, write a journal entry from the perspective of the main character explaining how that character might be feeling or what that character may be thinking. Write your journal entry in at least 5-6 complete sentences.*

Note:

You may handwrite your summaries/journal entries on lined paper, in a notebook, or type them in a Google document.

See the examples to the right.
The rubric that will be used to grade your summaries is attached to this packet.

Part 2) Draw a picture to **symbolize** an important piece of the chapter to go along with your summary or journal entry. Note: A symbol is an item that represents an idea.

Examples

Sample Summary of Chapter 1 from *Wonder*:

In chapter 1, the main character, Auggie, introduced himself and explains why he is and is not ordinary. He does and likes ordinary things such as ice cream, video games, and his dog. What make him not-so-ordinary is his face: he has a deformity. If he had only one wish ever in his entire life, Auggie would wish for a normal face. His parents ignore how people react, but Auggie's sister Via can't stand how rude some people can be.

Example

Sample Journal entry:

Dear Diary,

It turns out that going to school is totally doable—being like everyone else, on the other hand, is another matter. So today I struggled. How do I live a normal life ten-year old life while looking the way I do. I know it's a challenge to look at me, "I know I'm weird-looking, take a look, I don't bite", but I wish kids would just get over it already. The staring and whispering reminds me over and over again how I'm not normal. It's demoralizing, and distracts me from the business of just going through the normal, ordinary school day. Hopefully Mom will catch the hint of my sad face and get me some of my favorite snack, ice cream, tonight.

Yours Truly,
Auggie



7th Grade Summer Reading Tips, Resources, & Templates

Helpful Reading Tips	<ul style="list-style-type: none"> • Use post-it notes to mark important pages/passages • Use a post-it notes on each page with 2-3 bullets about what happened (this will make chapter summary writing more efficient) • Highlight quotes that stick out to you as you read-- this can be used as evidence for your essay • Use a bookmark that has the essay prompt on it to remind you what you are looking to answer while reading
-----------------------------	--

7th Grade Summer Reading Chapter Summaries Rubric

Note: Teachers will randomly select 5 summaries to grade

Category	1	2	3
Neatness/ Organization	<ul style="list-style-type: none"> - Illegible handwriting - Unprofessional formatting - Missing chapter numbers - Smudges/ watermarks/ stains on paper 	<ul style="list-style-type: none"> - Handwriting is legible (no use of symbols or emojis) - Formatting indicates relative professionalism - Most chapters have a heading with the chapter number - Paper is mostly free of messy marks (i.e. smudges, watermarks stains) 	<ul style="list-style-type: none"> - Handwriting is professional and neat (no use of symbols or emojis) - Formatting indicates strong professionalism - All chapters have a heading with the chapter number - Paper is free of messy marks (i.e. smudges, watermarks stains)
Summary Quantity	<ul style="list-style-type: none"> - 50% of chapter summaries are complete and follow the directions 	<ul style="list-style-type: none"> - 70% of chapter summaries are complete and follow the directions 	<ul style="list-style-type: none"> - 100% of chapter summaries are complete and follow the directions
Summary Quality	<ul style="list-style-type: none"> - 1 out of 5 randomly selected summaries are written with integrity, accurately capture the events, and clearly demonstrate that the understood what he/she read 	<ul style="list-style-type: none"> - 3 out of 5 randomly selected summaries are written with integrity, accurately capture the events, and clearly demonstrate that the understood what he/she read 	<ul style="list-style-type: none"> - All 5 randomly selected summaries are written with integrity, accurately capture the events, and clearly demonstrate that the understood what he/she read

